
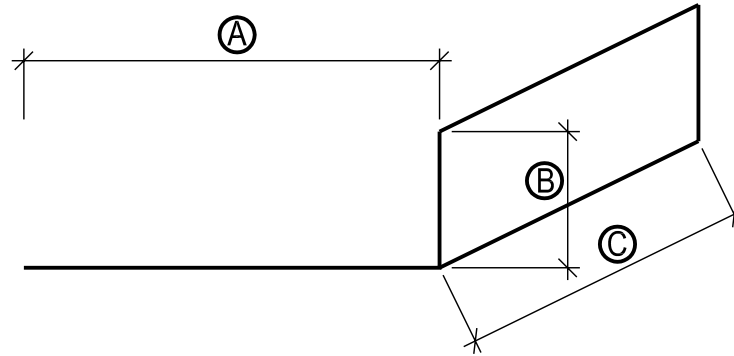
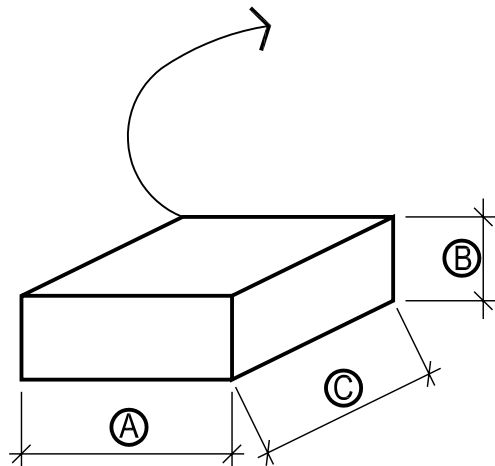


BOX GUTTER - DOWNSPOUT - CONDUCTOR BOX - SCUPPERS



OVERFLOW
SCUPPER TUBE

SIZE

Ⓐ _____

Ⓑ _____

Ⓒ _____

QUANTITY _____

GAUGE _____

MATERIAL _____

COLOR _____